



SACRED
PLAYGROUNDS



PREPARED BY :

Jacob Sorenson, PhD
jake@sacredplaygrounds.com

Summer 2022 Camper Survey

INITIAL FACTS

SEPTEMBER 2022

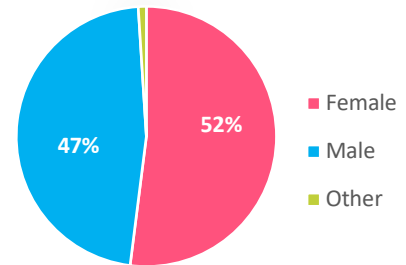


These **Initial Facts** are based on camper responses to surveys on the first and last days of camp at each site during summer 2022. Only a selection of survey items is included. A full report will follow after a third survey is administered and analysis is complete. Percentages in bar graphs can be added to get the total percentage of agreement. For example, it is accurate to say that 85% of campers agreed that they were motivated to attend camp to learn more about God and grow in their faith.

Respondent Summary

	Total campers	# Matched (first & last)
Main Site	147	113
Adventure Site	155	116
Urban Site	28	16
Total Respondents	330	245

Gender



% Returning / First-time Campers

First time at overnight camp at this camp	63%
Second time	13%
2-3 previous experiences	13%
4+ previous experiences	15%

Age

11 and under	14%
12	29%
13	23%
14	12%
15	5%
16+	16%

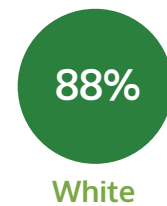
Personal Devotional Practices

	0 times each week	4+ times per week
Pray alone	19%	40%
Read the Bible alone	32%	25%

RESPONDENTS WERE



RESPONDENTS WERE



rarely or **never** had conversations with their family about God and faith



said they sometimes or often have to **hide their true selves** at school or home



attended church at least monthly prior to camp in 2022



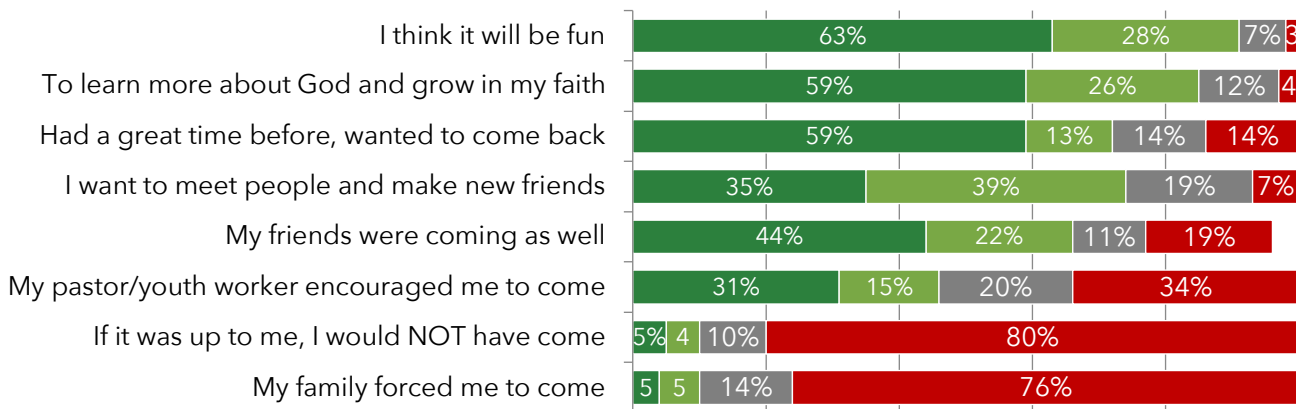
prayed with family 4+ times per week prior to camp



Motivation for Attending Camp, Ranked

FIRST DAY SURVEY

■ Strongly agree
 ■ Somewhat agree
 ■ Neither agree nor disagree
 ■ Disagree



Experiences at Camp

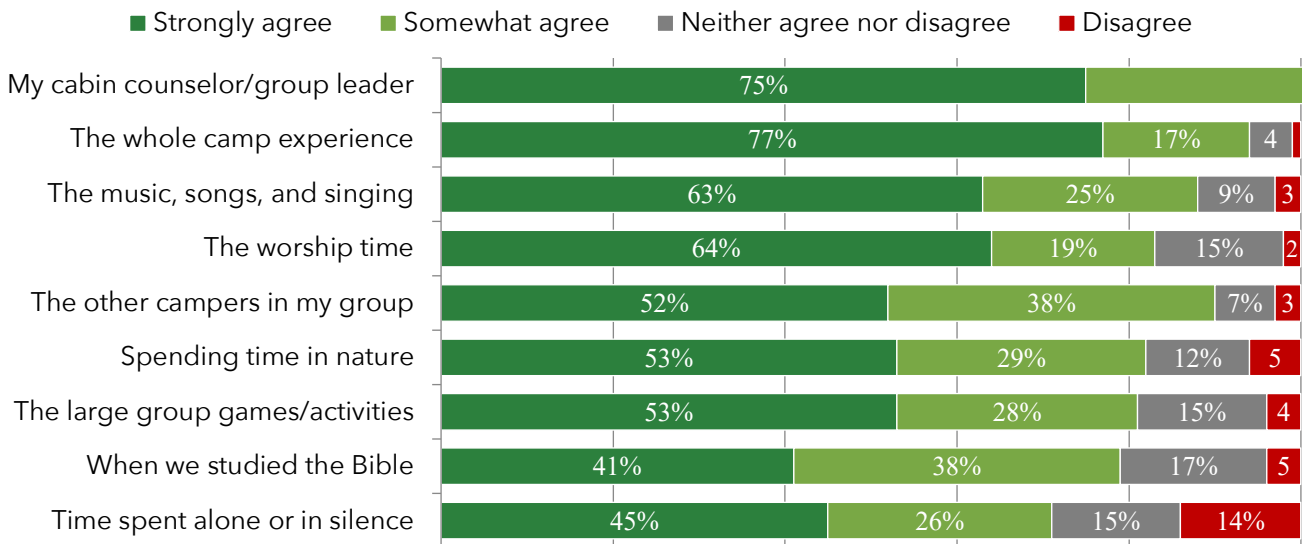
LAST DAY SURVEY

	% not at all	% often or always
I felt like I had to hide my true self at camp	52%	4%
I was picked on or left out	77%	1%
I had conversations with my cabin mates about God/faith	3%	59%
I was homesick	45%	12%
It was difficult to be away from technology (e.g. phone)	46%	14%
I felt supported and happy at camp	< 1%	90%
I got along really well with my cabin group/counselor	< 1%	92%
I felt included in worship services	< 1%	90%
I felt like I had a say in the experience and my input mattered	1%	79%



What campers enjoyed about camp, ranked by average agreement

LAST DAY SURVEY



% Campers Agree or Strongly Agree

LAST DAY SURVEY

